

GREAT WHITE GOLD SERIES

SS WHITE

Faster, Smoother Cavity Preparations

Aggressively cuts tooth structure and restorative materials. Does not grab, catch, stall or break in harder to cut materials such as amalgam, composite, semi-precious and non-precious castings.

Advanced Technology for Optimal Performance!

Great White™ Gold Series burs have a unique state of the art design. By increasing dentates and incorporating an enhanced blade geometry, the Gold Series bur cuts faster than a standard dentated (crosscut) bur and smoother than a straight bladed bur.

Crown Cutting/Removal

Use the enhanced neck strength and faster cutting rate of a single Great White Gold Series bur to efficiently cut slots through any metal crown.

Rapid Endodontic Access

Select the appropriate Great White Gold Series round bur (GW #2R, GW #4R, GW #6R, GWSL #6R or GW #8R) to penetrate the restoration and or tooth structure to create endo access.

Note: If you are creating access in a PFM Crown and intend to preserve the crown, penetrate the porcelain using a round diamond. Then switch to the appropriate GW bur to complete the access.

GREAT WHITE®
Gold Series

experience
the difference.

Straight Bur



- Smooth cutting, but slow and can have difficulties cutting harder materials.

Dentated Bur



- Faster cutting, but has a tendency to chatter more than the straight bur.

SS White Great White™ Bur



- Faster & smoother cutting.
- Less likely to grab, catch or stall in harder to cut materials.



Pack of 10 burs

SSW15062 – GW 2
SSW18210 – GW 330
SSW18221 – GW 1557



Bulk pack of 100

SSW13095 – GW 2
SSW13090 – GW 330
SSW13092 – GW 1557

SS WHITE®



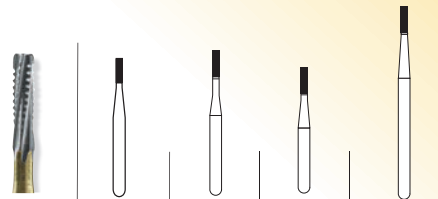


Doctors who used to use 2 or 3 carbides to remove crowns reported using one Great White Gold Series carbide bur to remove 2 to 3 crowns. The faster cutting rate is experienced in amalgam, PFM, and all nonprecious metals, and doctors indicate this saves them 12+ hours each year. These burs are ideal for quick removal of amalgam and modern-day composite materials. The burs are also the perfect instruments for any procedure requiring a plunge cut. The Great White 2 can help reduce the number of burs inventoried in any office.

"The Great Whites are the finest burs I have ever found to create endodontic access through a crown. The same is true for crown removal" **-Joe Camp, DDS**

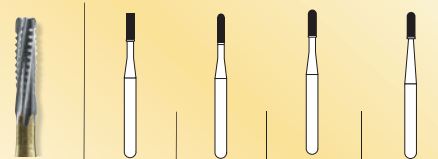
"The Great White #245 bur is an excellent instrument for generating conservative preparations, particularly in posterior teeth. It not only effectively cuts tooth structure but also amalgam and composite resin. Its geometric configuration is highly suitable for developing ideal cavity preparations for Classes I and II posterior composite resins."
-Karl Leinfelder DDS, MS

GREAT WHITE STRAIGHT FISSURE



Bur No.	GW556	GW557	GW557S	GWSL557
10 PACK	18217	18218	18219	18220-5
100 PACK		13091		

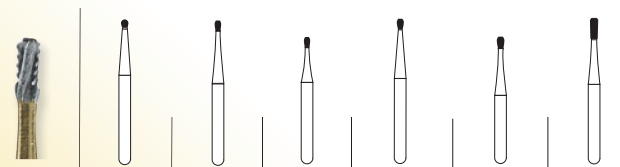
Straight Fissure



Bur No.	GW558	GW1557	GW2 (558)	GW2S
10 PACK	18222	18221	15062	15064
100 PACK		13092	13095	13096

Straight Fissure

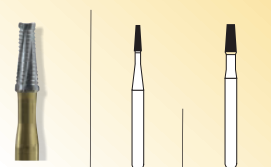
GREAT WHITE PEAR



Bur No.	GW2P	GW330	GW330S	GW1 (331)	GW1S	GW245
10 PACK	18209	18210	18211	15061	15063	18212
100 PACK		13090		13093	13094	13089

Pear

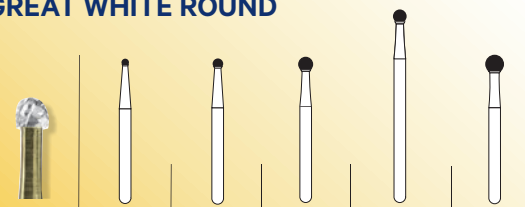
GREAT WHITE TAPER FISSURE



Bur No.	GW701	GW702
10 PACK	18223	18224

Taper Fissure

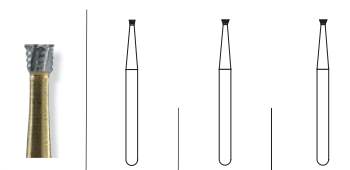
GREAT WHITE ROUND



Bur No.	GW2R	GW4R	GW6R	GWSL6R	GW8R
10 PACK	18202	18204	18206	18207-5	18208
100 PACK	13086	13087	13088		

Round

GREAT WHITE INVERTED CONE



Bur No.	GW34	GW35	GW37
10 PACK	18214	18215	18216

Inverted Cone